



**Aylett Nurseries**  
*The Complete Garden Centre*

# Fuchsias

**2020 Season**  
**Information Leaflet No. 7**



***Home Grown on our Nursery***

North Orbital Road (A414)  
St. Albans  
Hertfordshire  
AL2 1DH  
Tel: 01727 822255  
Fax: 01727 823024  
E-mail: [info@aylettnurseries.co.uk](mailto:info@aylettnurseries.co.uk)  
Web: [www.aylettnurseries.co.uk](http://www.aylettnurseries.co.uk)

In 2013 the Royal Horticultural Society introduced a new table of plant hardiness ratings which is very comprehensive and far more detailed than the previous simple system. For further information see [www.rhs.org.uk](http://www.rhs.org.uk)

- H1** Requires winter protection in a greenhouse heated to a minimum of 40°F (4.5°C).
- H2** Requires winter protection in a cool greenhouse which should be frost free.
- H4** Denotes that the plant is hardy. The height and spread on the H4 varieties is an approximate guide to help your selection and planting.

Please note many of the H2 varieties will successfully over-winter outdoors, even if they are cut to the ground by frost they will usually shoot again in spring. This of course depends on the severity of the winter and the position of the planting site and the part of the country that they are growing in. To achieve success the plants are best cut down in late autumn and a mulch spread on top. This can be of peat, bracken or any other similar material.

The British Fuchsia Society ([www.thebfs.org.uk](http://www.thebfs.org.uk)) have a comprehensive list of hardy show Fuchsias. This list can be found on their website which may be helpful to our customers when showing or choosing varieties. For a Fuchsia to be hardy using their system it must have survived for 5 consecutive winters left outside and flowered in July/August.




= Royal Horticultural Society Award of Garden Merit

We have noted the Royal Horticultural Society Award of Garden Merit for your interest. These awards are made to plants that have been submitted to trials at the RHS trial grounds around the United Kingdom. Plants that do not have this award may not have been submitted to the selection process and are therefore not eligible for the A.G.M. but possibly have the same garden merits.

**ALICE HOFFMAN** - Semi-double **H4** 


Tube and sepals rose pink, corolla white veined with rose. Small but freely produced flowers. Bronzy green foliage. Upright compact bushy growth. Height 45-60cm. Spread 30-45cm.

**ANNABEL** - Double **H4** 

White flushed rose both tube and sepals. Strong bushy growth that arches with the weight of the flowers. Free flowering, does best out of strong sun, suitable for almost any type of growth including baskets or for training as a standard.

**ANTHEA** – Double **H2**

Tube and sepals white, purple corolla, trailing habit. Suitable for hanging baskets.

**ARMY NURSE** - Semi-double **H4** 

Tube and sepals carmine corolla blueish violet. Strong upright growth. Small to medium flowers produced in profusion.

**AUNTY JINKS** – Single **H2**

Tube flushed crimson white sepals. Purple corolla. Trailing habit. Very free flowering.

**BABARA WINDSOR** – Single **H2**

Bright pink tube and sepals. Violet pink corolla. Free flowering. Upright habit.

**BABY BLUE EYES** – Single **H4** 

Red tube and sepals. Corolla dark lavender. Strong floriferous plant. Height 120cm spread 90cm

**BEACON** - Single **H4**

Scarlet tube and sepals. Corolla bright mauve/pink. Very free flowering. Upright compact bush. Height & spread 60cm. Blooms early and continuously.

**BELLA ROSELLA** – Double **H2**

Double giant flowers. Tube and sepals pale pink, corolla deeper shade of rosy pink. Excellent for hanging baskets, pots and containers.

**BICENTENIAL** – Double **H2**

Short white tube with Indian orange sepals. Corolla magenta and orange. Self-branching, good basket variety.

**BLACKY** – Double **H2**

Pinky red tube and sepals. Corolla purple / black. Free flowering, the darkest black fuchsia.

**BLUE ANGEL** - Double **H2**


White and purple blue. Trailing growth good for containers and hanging baskets.

**BLUE MIRAGE** – Double **H2**

Tube and sepals white flushed pink. Corolla pink to blue. Strong self-branching habit.

**BLUE SARAH** – Double **H2**

White tube and sepals, corolla pale mauve flushed white. Semi trailing habit.

**BRUTUS** - Single **H4** 

Short tube and sepals cerise, corolla dark purple. A very profuse early bloomer. Strong upright bushy habit. Height and spread 60-75cm.

**CARMEL BLUE** - Single **H2**

Long tube of greenish white. Sepals of white flushed pale pink, corolla lavender blue. Upright growth.

**CASCADE** - Single **H2**

Tube white flushed carmine, long slim white flushed carmine sepals, corolla deep carmine. Cascading pendulous growth making it an excellent subject for baskets.

**CLAUDIA** – Double **H2**

Tube, sepals and corolla pretty pale pink. Well branching trailing habit. Suitable for hanging baskets.

**DANCING FLAME** - Double **H3** 

Pale orange tube, sepals in shades of orange carmine/orange, corolla with deeper centre. Very strong grower suitable for baskets and containers or for standard training.

**DARK EYES** - Double **H4** 

Deep red tubes and sepals, violet-blue corolla. Free flowering upright bushy growth. Good border plant may require winter protection.

**DELTA'S SARAH** – Single **H4**

White tube and sepals with a blue corolla. A spectacular compact shrub for the border. A unique hardy blue and white.

**DISPLAY** - Single **H4** 

Tube pink, sepals deep rose pink. Corolla deep cerise pink. Strong upright bushy habit. Height 120cm. excellent exhibition variety. Free flowering.

**DOLLAR PRINCESS** - Double **H4** 

Tube and sepals cerise corolla rich purple. Flowers small but profuse and of perfect shape. Early bloomer. Upright bushy self-branching habit. Height 45-60 cm. Very good in pots and containers.

**EVA BOERG** - Semi-double **H4** 

Greenish white tube sepals pinkish white, corolla mauve splashed pink. Free flowering, medium flowers. Good basket variety or will make a low growing border shrub.

**GARDEN NEWS** - Double **H4** 

Short pink tube with frosty sepals underneath. Corolla magenta rose. Free flowering, excellent for the garden border. Height and spread 75–90cm.

**GENII** - Single **H4** 

Cerise tube and sepals, rich violet corolla. Small flowers. Lime to golden green foliage with red stems when grown in sun. Upright, bushy habit. Height and spread 60-75cm.

**GOLDEN SWINGTIME** - Double **H2**


Tube and sepals waxy red, corolla white veined with red. Trailing habit.

**HARRY GRAY** - Double **H2** 

Tube sepals and corolla white shaded pink. Very full double powder puff flowers. The short self-branching trailing habit makes this variety ideal for basket and container work.

**HAWKSHEAD** – Single **H4** 

White flushed green sepals with white corolla. Slender flowers with upright bushy growth. Height and spread 75 – 90cm. A superb garden plant.

**HEIDI ANN** - Double **H4** 

Short crimson tube, sepals crimson cerise. Corolla bright lilac- purple veined with cerise. Medium sized full and fluffy flowers. Free flowering. Vigorous upright bushy variety.

**KARALLE FULGENS** – Triphylla Type **H1**


Long Salmon/orange flowers with dark green foliage. Good as a pot plant.

**LA CAMPANELLA** - Semi-double **H2** 

Small tube and sepals white slightly flushed pink. Corolla purple maturing to lavender. Small free flowering blooms. Trailing self-branching growth that makes this one of the best basket varieties.

**MANDERIN CREAM** – Single **H2**

Creamy white tube and sepals, orange corolla. Upright habit. Unique colour ideal for patio containers.

**MARINKA** - Single **H2** 

Red tube and sepals with darker red corolla. Free flowering and extremely vigorous, a superb trailing variety which makes a super basket.

**MRS POPPLE** - Single **H4** 

Scarlet tube and sepals. Deep violet purple corolla. Vigorous bushy upright habit. Height and spread 75-110 cm.

**PATIO PRINCESS** - Semi-double **H2**

Rose-pink tube and sepals. White corolla. Free flowering upright habit. Perfect for summer patios.

**PATRICIA HODGE** – Single **H2**

Tube and sepals salmon orange. Corolla orange. Suitable for baskets. Very free flowering.

**PINK GALORE** - Double **H2** 

Tube and sepals pink, corolla soft rose candy pink. Dark glossy green foliage. Trailing habit. A beautiful basket Fuchsia.

**PINK LA CAMPANELLA** - Single **H2**

Tube and sepals pale carmine. Corolla pale carmine/magenta. Trailing habit, good in hanging baskets.

**PINK MARSHMALLOW** - Double **H2** 


Tube and sepals pale pink, corolla white with pink veining. Very large showy blooms. Foliage light green which compliments the flowers. Natural trailing habit which makes a superb basket.

**SNOWCAP** - Semi-double **H4** 

Bright red sepals, corolla white with reddish veins. Small flowers very floriferous. Growth is upright, needs early pinching to make a good shape. Height and spread 60cm-75cm.

**SOUTHGATE** - Double **H2**


Tube and sepals pale pink. Compact corolla of soft pink with darker veining. Darkish foliage. Lax habit which makes it suitable for baskets or an ideal variety for training into an attractive standard. Very attractive and popular.

**SWINGTIME** - Double **H2** 

Tube and sepals scarlet, corolla pure white with scarlet veining. Very full and fluffy blooms. Very free flowering. Vigorous, lax habit that can be used in hanging baskets.

**TIME AFTER TIME** - Single **H2**

Pale pink tube and sepals, pale lilac corolla. Trailing habit. Early flowering.

**TOM THUMB** - Single **H4** 

Tube and sepals carmine, mauve-purple corolla. The flowers are small and very compact, free flowering. Dwarf self-branching bushy habit. Height 30cm-45cm. Ideal for rock gardens.

**TOM WEST** – Single **H4** 

Red tube dark pink sepals, small mauve corolla. Light green / creamy white flushed pink foliage. Ideal for containers.

**TURKISH DELIGHT** - Single **H2**

Tube and sepals pink shades with violet corolla. Upright growth. Very free flowering.

**VOODOO** - Double Flowers **H2**

Tube and sepals carmine red. Corolla flared rich violet blue. Upright bushy growth can be used in hanging baskets.

**WHITE GOLD** – Double **H2**

White sepals tipped green, lax compact growth, golden lime green foliage.

**WINSTON CHURCHILL** - Double **H2** 

Tube and sepals pink, corolla silvery blue with pink veins. Very free flowering. Compact blooms. Good upright self-branching habit. A very popular cultivar.

# CULTURAL HINTS ON FUCHSIAS

## 1. TAKING FUCHSIA CUTTINGS


A cutting is a young shoot off the plant - a piece of stem, which is induced to form roots of its own. A young shoot is eventually produced and an identical plant to the mother plant is achieved.

Fuchsia cuttings are usually taken from the stem in the early part of the first year (March to May). Soft wood cuttings need to be prepared with a sharp knife to get a clean cut. This reduces the chance of disease, and hygiene is very important at this stage. Soft stem cuttings are liable to wilt very quickly - so they must be inserted into the compost as quickly as possible. We would recommend using a seed and cutting compost and cover cuttings with a plastic bag or insert in a propagator.

- 1) Cut a young healthy shoot with a growing point and 3 pairs of leaves from the plant with a sharp knife. Cut off the lower 2 pairs of leaves as close to the stem as possible.



- 2) Dip the tip of the stem in a rooting powder.




- 3) Using a dibber, insert the cuttings into the moist compost.



- 4) Firm the soil around the cutting.



- 5) Water well with a fine spray.



- 7) The pot can be put in a sealed plastic bag and placed on the kitchen window sill.



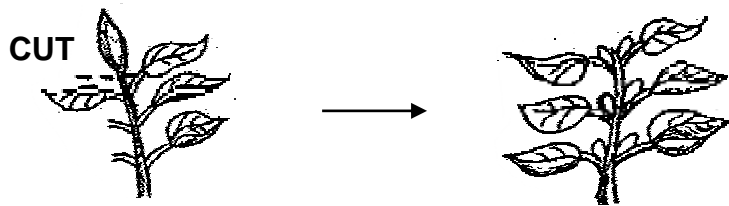
- 6) OR place the pot into a propagator.



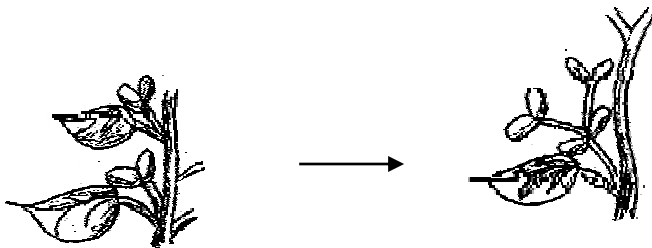
Once your cuttings have rooted and have been transferred into their own individual pot, you can decide what type of plant you wish to grow. Fuchsias can be grown as bushes, in baskets, as standards, fans or pillars. Bushes are the easiest to achieve because all you have to do is pinch out the growing tips from time to time, some varieties are naturally self branching and will more or less shape themselves but its always advisable to give Mother Nature a helping hand.

## 2. STANDARD FUCHSIA PRODUCTION


- 1) Take the cuttings March to May and root them in a 3.5" pot.
- 2) As they grow through the summer, remove all side shoots and flower buds. Feed every 10 days and water thoroughly.
- 3) During this growth period, as the plant develops, there are two important jobs that must not be forgotten:
  - a. Stake the young plant with a split cane and as it grows increase the size of the cane until it is 3 - 4ft.
  - b. Also as the plants roots grow it must be re-potted from the 3.5" pot to a 5" pot.
- 4) When the plant reaches a height of 3 - 4ft, pinch out the top shoot and let the 4 top lateral shoots develop.



After the first pair of leaves have developed, pinch out the tip of these lateral shoots.



Side shoots will then emerge from these tipped shoots. Let the 1st pair of leaves develop and pinch again. Continue this process until a good full head is made on the original Fuchsia stem. It is most important to keep up feeding at this time.





### 3. TAKING CARE OF YOUR STANDARD FUCHSIA



Plant your standard Fuchsia in a sunny, sheltered site in good well prepared soil, or in a suitable container, using a potting compost. It is important in either case to support your Fuchsia using a sturdy stake together with ties.

To ensure you maintain a healthy plant with plenty of flower, keep the compost moist and feed regularly during the growing season. Remove any dead flower heads to induce more flower formation.

Before the first frosts in late summer or autumn move your standard Fuchsia into a cool, frost free environment. If it was planted in the border, lift carefully and pot into a container just large enough to take the roots, using a suitable potting compost. At this stage prune back by about two thirds.

Your Fuchsia will drop its foliage as it becomes dormant over the winter, so water sparingly.

In early spring buds will start to break. Trim the head back to a bud and remove any dead growth from the main stems and suckers from the base. Trimming back in this way will encourage plenty of new growth and flower. At the same time pot your Fuchsia into the next sized container using a potting compost, and move to a warm light position. Begin feeding again to help encourage healthy growth. Plant or move outside once the risk of frost is over, in late May or June.



**This leaflet is available  
in alternative formats**

Please ask a member of staff or  
Tel: 01727 822255  
Email: [info@aylettnurseries.co.uk](mailto:info@aylettnurseries.co.uk)

Last reviewed: 03.01.2020